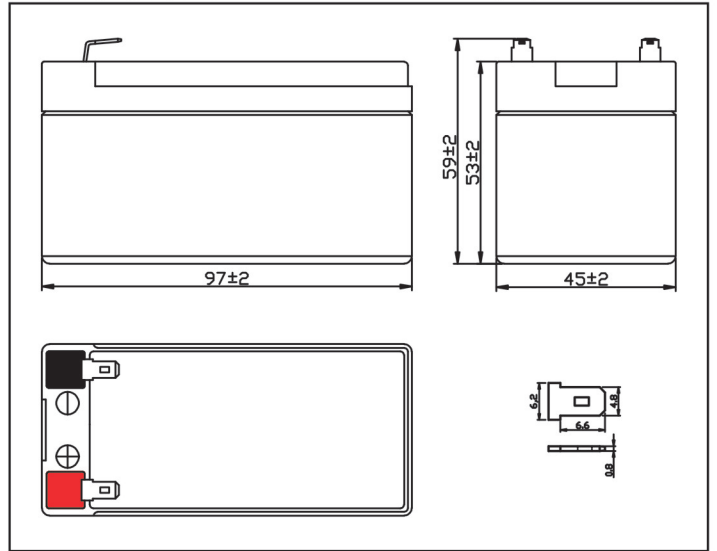


MODEL: CB1213-F1 12V1.3AH



Plane Chart:

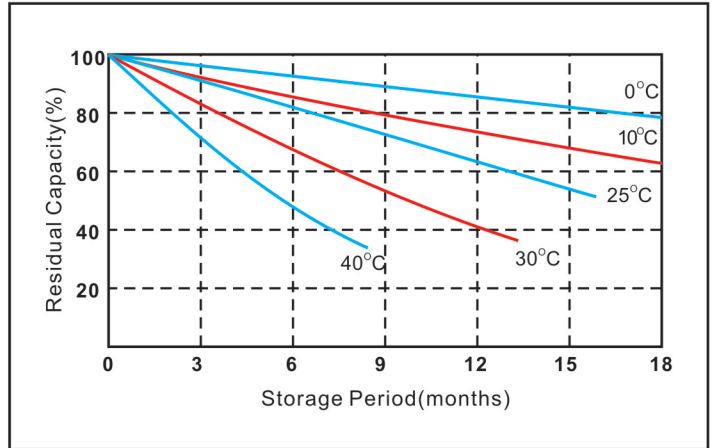
Unit:(mm) Terminal type:(F0)



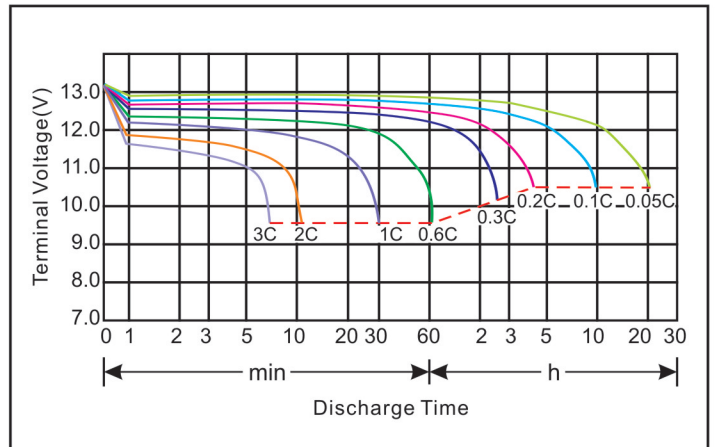
Parameter Chart:

Volts		12V	
Capacity(25°C)	20 hours rate (0.065A)	1.3Ah	
Discharge Current Testing (25°C)	20 I ₂₀ rate (1.3A,27min)	32min	
	60 I ₂₀ rate (3.9A,7min)	7min	
Internal Resistance	Full Charged Battery 25°C	75mΩ	
Capacity Affected By Temperature	40°C	104%	
	25°C	100%	
	0°C	83%	
	-15°C	65%	
Residual Capacity (25°C)	Capacity After 3 Months Storage	91%	
	Capacity After 6 Months Storage	82%	
	Capacity After 12 Months Storage	65%	
Charge (Constant Voltage)	Cycle (25°C)	Initial Charging Current Less Than 0.39A Voltage 14.5~14.9V	
	Float (25°C)	Charge Voltage 13.6~13.8V	
Weight±3%		0.58Kg	

Residual Capacity



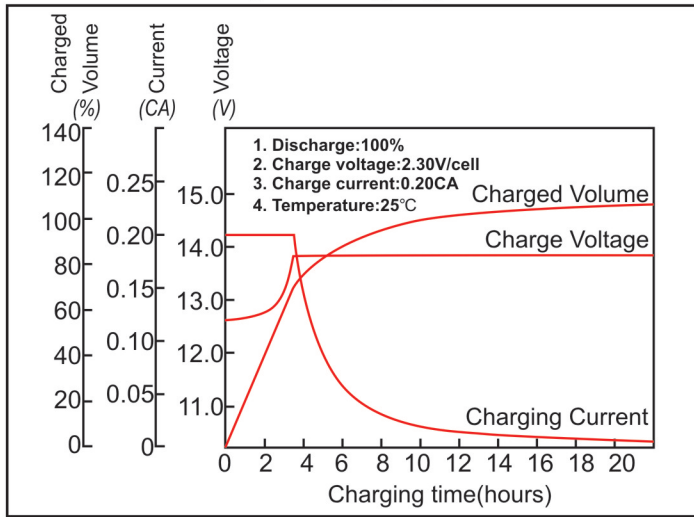
Discharge Current 25°C



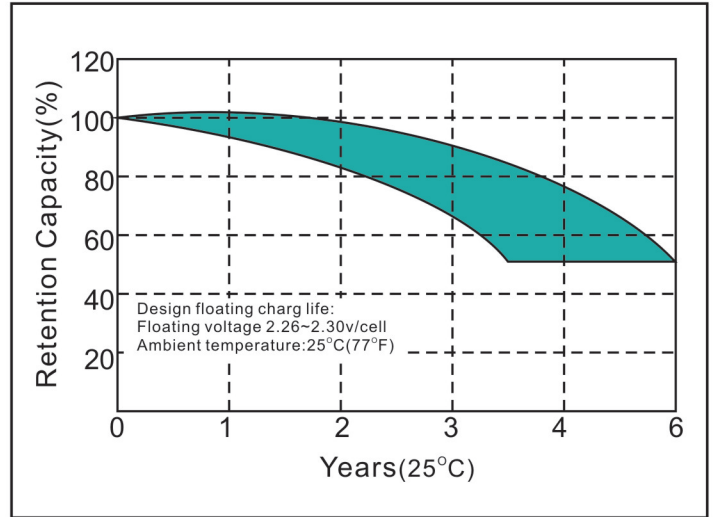
★The above are average and data obtained from the first 3 charge/discharge cycles. These are not minimum values.

MODEL: CB1213-F1 12V1.3AH

Constant voltage charging characteristics



Float Life



Constant Current Discharge Characteristics (A, 25°C)

F.V/Time	5min	10min	15min	20min	30min	1h	2h	3h	4h	5h	8h	10h	20h
9.60V	4.35	2.81	2.11	1.68	1.25	0.78	0.442	0.333	0.259	0.217	0.145	0.120	0.068
10.02V	4.25	2.74	2.05	1.66	1.22	0.76	0.435	0.327	0.256	0.212	0.142	0.118	0.067
10.20V	4.15	2.62	1.98	1.63	1.19	0.75	0.429	0.325	0.254	0.208	0.140	0.116	0.066
10.50V	3.98	2.56	1.92	1.61	1.16	0.73	0.420	0.321	0.252	0.202	0.136	0.113	0.065
10.80V	3.80	2.43	1.85	1.58	1.13	0.71	0.410	0.317	0.249	0.195	0.132	0.110	0.064

Constant Current Discharge Characteristics (Watt, 25°C)

F.V/Time	5min	10min	15min	20min	30min	1h	2h	3h	4h	5h	8h	10h	20h
9.60V	46.2	30.2	23.2	18.6	14.0	8.89	5.14	3.91	3.03	2.56	1.72	1.43	0.81
10.02V	45.7	29.4	22.7	18.3	13.7	8.69	5.09	3.84	2.99	2.50	1.68	1.41	0.80
10.20V	45.0	28.4	22.0	18.1	13.4	8.62	5.02	3.82	2.98	2.45	1.66	1.38	0.79
10.50V	43.4	28.0	21.4	17.9	13.2	8.44	4.91	3.77	2.96	2.38	1.61	1.35	0.78
10.80V	42.0	27.0	20.7	17.6	12.9	8.23	4.80	3.72	2.94	2.30	1.56	1.31	0.77

Capacity Factors With Different Temperature

Battery Type		-20°C	-10°C	0°C	5°C	10°C	20°C	25°C	30°C	40°C	45°C
Battery	12V	50%	70%	83%	85%	90%	98%	100%	102%	104%	105%

★The above are average and data obtained from the first 3 charge/discharge cycles. These are not minimum values.