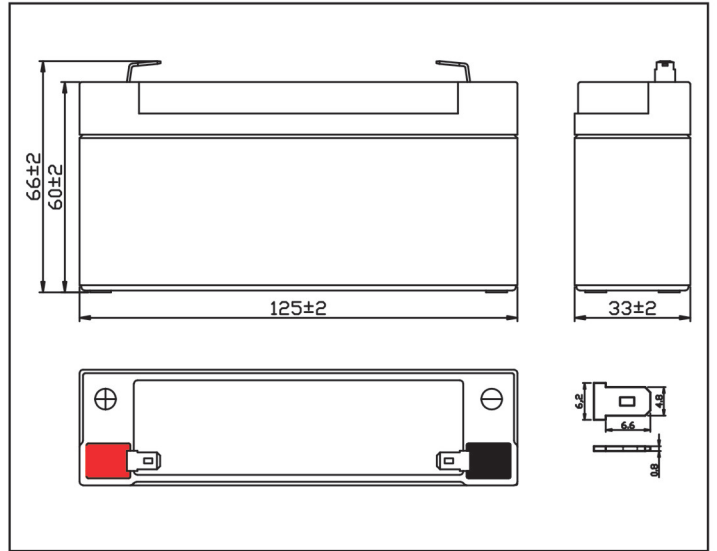


MODEL: CB634-F1 6V3.4AH



Plane Chart:

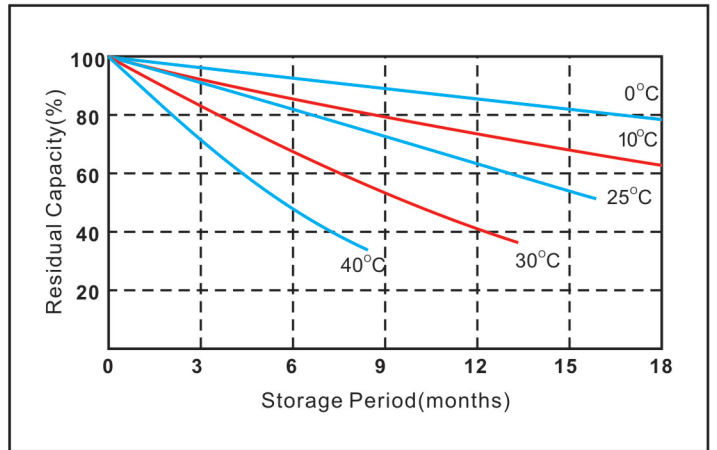
Unit:(mm) Terminal type:(F0)



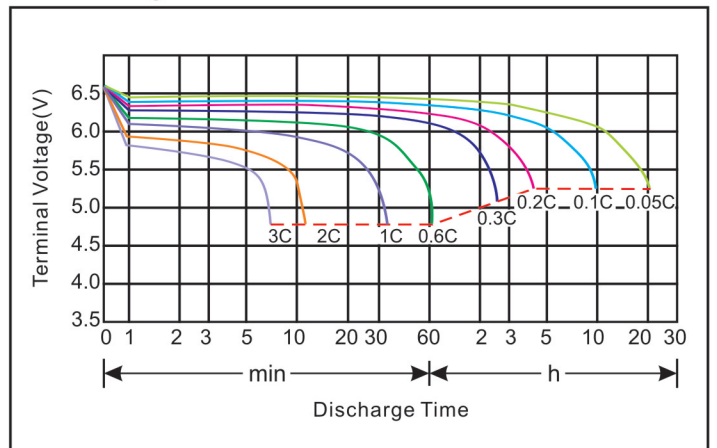
Parameter Chart:

Volts		6V	
Capacity(25°C)	20 hours rate (0.16A)	3.2Ah	
Discharge Current Testing (25°C)	20 I <sub>20</sub> rate (3.2A,27min)	32min	
	60 I <sub>20</sub> rate (9.6A,7min)	7min	
Internal Resistance	Full Charged Battery 25°C	28mΩ	
Capacity Affected By Temperature	40°C	104%	
	25°C	100%	
	0°C	83%	
	-15°C	65%	
Residual Capacity (25°C)	Capacity After 3 Months Storage	91%	
	Capacity After 6 Months Storage	82%	
	Capacity After 12 Months Storage	65%	
Charge (Constant Voltage)	Cycle (25°C)	Initial Charging Current Less Than 0.39A Voltage 7.25~7.45V	
	Float (25°C)	Charge Voltage 6.8~6.9V	
Weight±3%		0.62Kg	

Residual Capacity



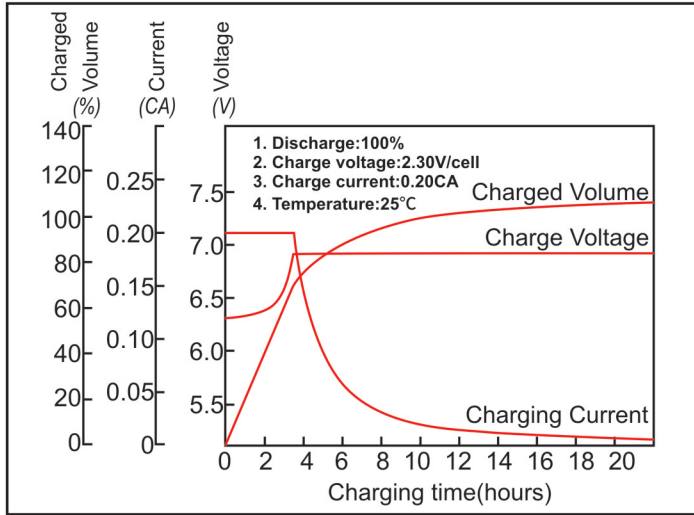
Discharge Current 25°C



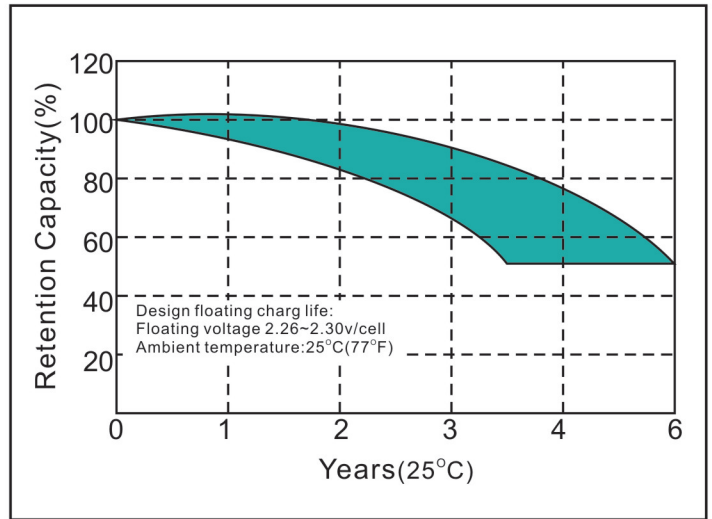
★The above are average and data obtained from the first 3 charge/discharge cycles. These are not minimum values.

**MODEL: CB634-F1 6V3.4AH**

**Constant voltage charging characteristics**



**Float Life**



**Constant Current Discharge Characteristics (A, 25°C)**

F.V/Time	5min	10min	15min	20min	30min	1h	2h	3h	4h	5h	8h	10h	20h
4.80V	10.85	6.83	5.47	4.36	3.39	1.94	1.15	0.853	0.662	0.565	0.382	0.322	0.173
5.01V	10.43	6.52	5.35	4.24	3.31	1.91	1.12	0.843	0.654	0.558	0.378	0.319	0.170
5.10V	10.28	6.34	5.24	4.17	3.25	1.87	1.10	0.835	0.651	0.555	0.375	0.317	0.168
5.25V	9.75	6.10	5.10	4.08	3.17	1.82	1.08	0.818	0.647	0.548	0.370	0.313	0.165
5.40V	9.32	5.80	4.96	3.98	3.08	1.77	1.06	0.802	0.643	0.540	0.365	0.308	0.162

**Constant Current Discharge Characteristics (Watt, 25°C)**

F.V/Time	5min	10min	15min	20min	30min	1h	2h	3h	4h	5h	8h	10h	20h
4.80V	57.6	36.7	30.1	24.1	19.0	11.08	6.69	5.00	3.87	3.33	2.26	1.92	1.04
5.01V	56.1	35.0	29.6	23.4	18.6	10.92	6.55	4.94	3.82	3.29	2.24	1.90	1.02
5.10V	55.7	34.4	29.1	23.2	18.4	10.72	6.44	4.89	3.82	3.27	2.22	1.89	1.01
5.25V	53.2	33.4	28.4	22.7	18.1	10.52	6.31	4.79	3.80	3.23	2.19	1.87	0.99
5.40V	51.5	32.2	27.7	22.2	17.6	10.28	6.20	4.70	3.80	3.19	2.16	1.84	0.97

**Capacity Factors With Different Temperature**

Battery Type		-20°C	-10°C	0°C	5°C	10°C	20°C	25°C	30°C	40°C	45°C
Battery	6V	50%	70%	83%	85%	90%	98%	100%	102%	104%	105%

★The above are average and data obtained from the first 3 charge/discharge cycles. These are not minimum values.