

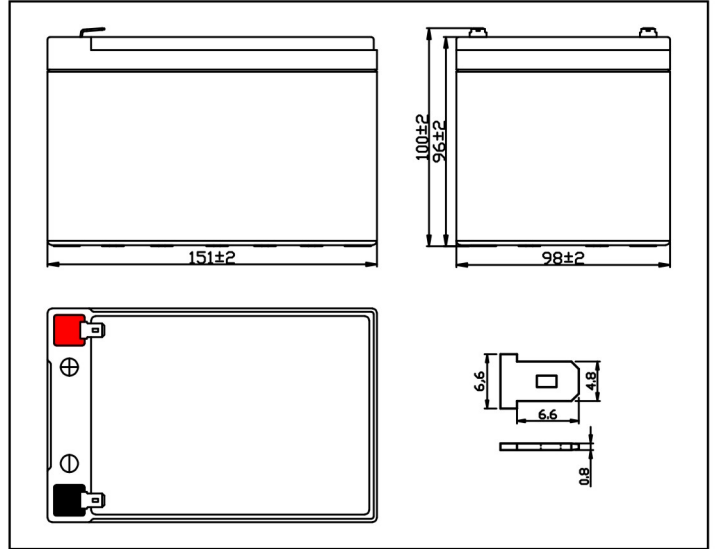
INDUSTRIAL BATTERY - VRLA-AGM BATTERY - SMALL SERIES

MODEL: CB12120-F1 12V12AH



Plane Chart:

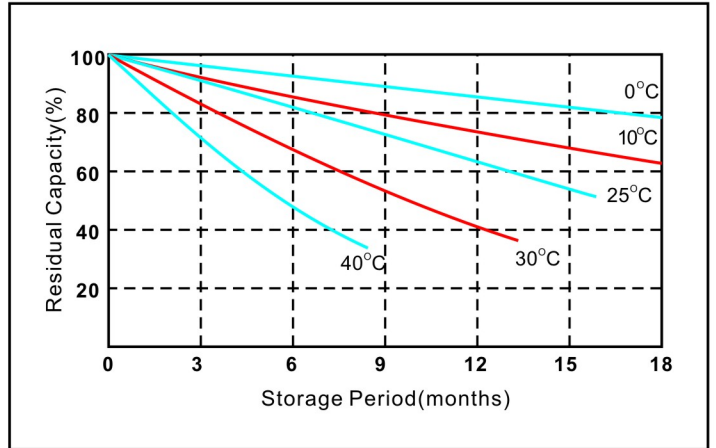
Unit:(mm) Terminal type:(F1)



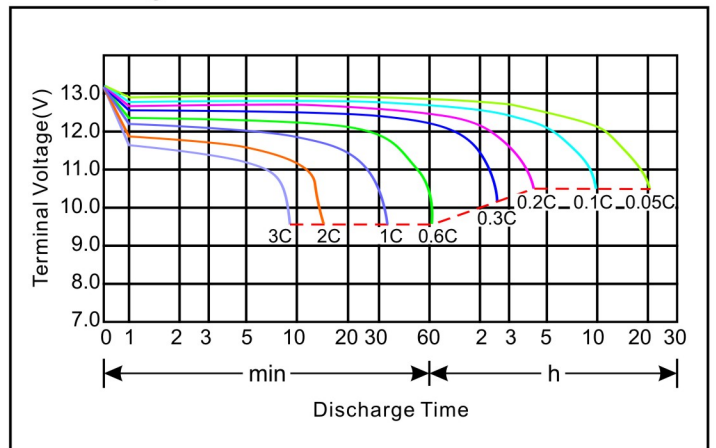
Parameter Chart:

Volts		12V	
Capacity(25°C)	20 hours rate (0.5A)	10Ah	
Discharge Current Testing (25°C)	20 I ₂₀ rate (10A,27min)	34min	
	60 I ₂₀ rate (30A,7min)	8min	
Internal Resistance	Full Charged Battery 25°C	18mΩ	
Capacity Affected By Temperature	40°C	104%	
	25°C	100%	
	0°C	83%	
	-15°C	65%	
Residual Capacity (25°C)	Capacity After 3 Months Storage	91%	
	Capacity After 6 Months Storage	82%	
	Capacity After 12 Months Storage	65%	
Charge (Constant Voltage)	Cycle (25°C)	Initial Charging Current Less Than 3A Voltage 14.5~14.9V	
	Float (25°C)	Charge Voltage 13.6~13.8V	
Weight±3%		3.28Kg	

Residual Capacity



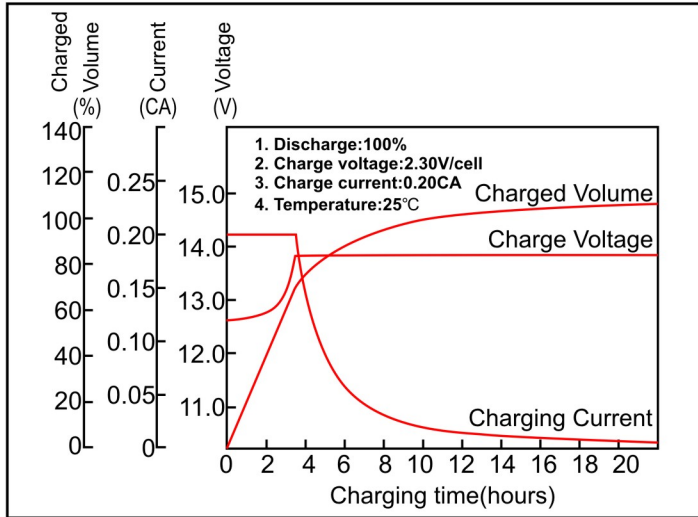
Discharge Current 25°C



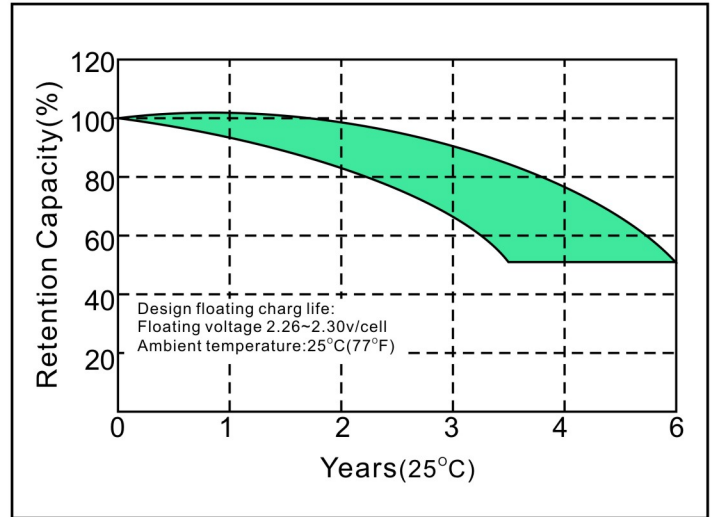
★The above are average and data obtained from the first 3 charge/discharge cycles. These are not minimum values.

MODEL: CB12120-F1 12V12AH

Constant voltage charging characteristics



Float Life



Constant Current Discharge Characteristics (A, 25°C)

F.V/Time	5min	10min	15min	20min	30min	1h	2h	3h	4h	5h	8h	10h	20h
9.60V	40.2	25.5	20.0	16.0	11.3	6.95	4.22	3.05	2.40	2.03	1.35	1.09	0.580
10.02V	38.3	24.6	19.2	15.2	11.1	6.83	4.13	3.02	2.36	2.00	1.33	1.08	0.573
10.20V	37.5	24.3	18.8	14.4	11.0	6.75	4.08	2.99	2.34	1.98	1.32	1.07	0.567
10.50V	35.4	22.8	18.1	13.8	10.7	6.58	3.98	2.94	2.31	1.95	1.30	1.06	0.560
10.80V	32.8	21.7	17.3	13.2	10.4	6.49	3.92	2.90	2.28	1.92	1.28	1.05	0.550

Constant Current Discharge Characteristics (Watt, 25°C)

F.V/Time	5min	10min	15min	20min	30min	1h	2h	3h	4h	5h	8h	10h	20h
9.60V	424.7	280.5	224.0	180.8	129.4	79.6	49.2	35.8	28.3	24.0	16.0	13.0	6.95
10.02V	406.0	270.6	215.0	171.8	127.1	78.2	48.1	35.5	27.8	23.6	15.8	12.9	6.86
10.20V	399.0	267.3	210.6	162.7	126.0	77.3	47.5	35.1	27.6	23.4	15.7	12.8	6.79
10.50V	381.0	250.8	202.7	155.9	122.5	75.3	46.4	34.5	27.3	23.0	15.4	12.6	6.71
10.80V	357.4	238.7	193.8	149.2	119.1	74.3	45.7	34.1	26.9	22.7	15.2	12.5	6.59

Capacity Factors With Different Temperature

Battery Type		-20°C	-10°C	0°C	5°C	10°C	20°C	25°C	30°C	40°C	45°C
Battery	12V	50%	70%	83%	85%	90%	98%	100%	102%	104%	105%

★The above are average and data obtained from the first 3 charge/discharge cycles. These are not minimum values.